

Darlington Vaccination Update

Data up to and including – Sunday
22nd August



Darlington - Vaccination Requirements to achieve 90%

1st Doses								
	Eligible Population	Target 90%	Week Ending Sunday 22nd August			Movement last 7 days		Previous week
			1st Doses	% Vaccinated	Required for 90% Target	1st Doses	% Vaccinated	1st doses
TVCCG	568,038	511,234	472,680	83.21%	38,554	1,163	0.20%	1,475
M'bro	124,618	112,156	95,764	76.85%	16,392	294	0.24%	396
R&C	115,312	103,781	99,875	86.61%	3,906	203	0.18%	343
H'pool	78,524	70,672	65,444	83.34%	5,228	231	0.29%	159
S'ton	162,108	145,897	137,615	84.89%	8,282	345	0.21%	405
D'ton	91,795	82,616	78,203	85.19%	4,413	98	0.11%	176
NENC	4,868,638	4,381,774	4,124,089	84.71%	257,685			

2nd Doses								
	Eligible Population	Target 90%	Week Ending Sunday 22nd August			Movement last 7 days		Previous week
			2nd Doses	% Vaccinated	Required for 90% Target	2nd Doses	% Vaccinated	2nd Doses
TVCCG	568,038	511,234	410,626	72.29%	100,608	7,345	1.29%	7,868
M'bro	124,618	112,156	81,079	65.06%	31,077	1,254	1.01%	1,647
R&C	115,312	103,781	88,161	76.45%	15,620	982	0.85%	1,294
H'pool	78,524	70,672	57,021	72.62%	13,651	1,513	1.93%	1,077
S'ton	162,108	145,897	120,077	74.07%	25,820	2,366	1.46%	2,699
D'ton	91,795	82,616	68,184	74.28%	14,432	1,301	1.42%	1,220
NENC	4,868,638	4,381,774	3,693,263	75.86%	688,511			

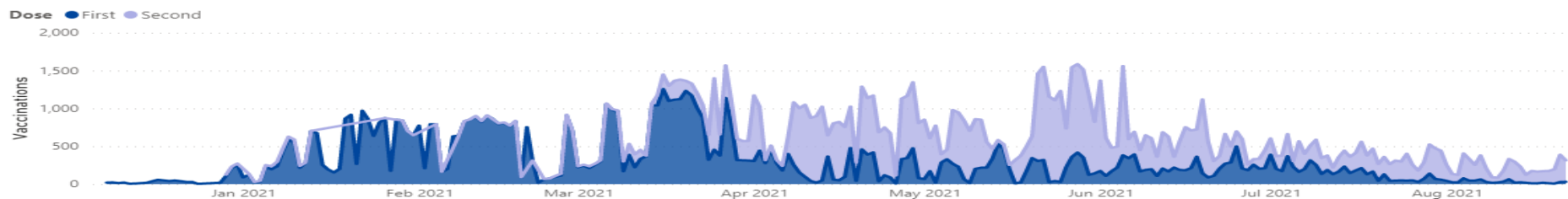


Darlington

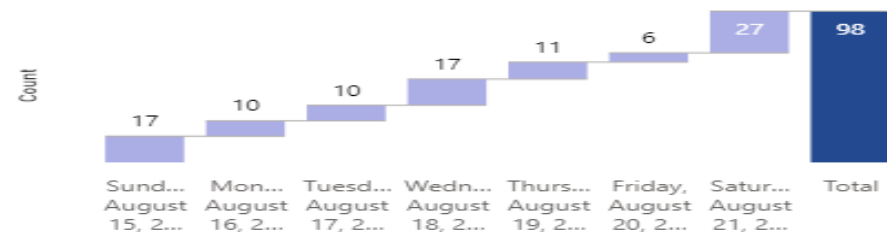
Cohort Breakdown

JCVI Group	Population	First Vaccine	First Dose Uptake	Second Vaccine	Second Dose Uptake	First Dose Required	% First Required	Requires Second	% Second Required
1 - Care Home	633	613	96.8%	608	96.1%	20	3.2%	25	3.9%
2 - Aged 80+ & Frontline Staff	8,662	8,383	96.8%	8,185	94.5%	279	3.2%	477	5.5%
3 - Aged 75 - 79	4,243	4,132	97.4%	4,110	96.9%	111	2.6%	133	3.1%
4 - Aged 70 - 74 & High Risk Adults	9,165	8,765	95.6%	8,654	94.4%	400	4.4%	511	5.6%
5 - Aged 65 - 69	5,392	5,123	95.0%	5,079	94.2%	269	5.0%	313	5.8%
6 - Moderate Risk Aged 16-64	16,260	14,288	87.9%	13,290	81.7%	1,972	12.1%	2,970	18.3%
7 - Aged 60 - 64	3,800	3,518	92.6%	3,452	90.8%	282	7.4%	348	9.2%
8 - Aged 55 - 59	4,788	4,349	90.8%	4,243	88.6%	439	9.2%	545	11.4%
9 - Aged 50 - 54	5,301	4,696	88.6%	4,552	85.9%	605	11.4%	749	14.1%
10 - Aged 40 - 49	10,088	8,248	81.8%	7,601	75.3%	1,840	18.2%	2,487	24.7%
11 - Aged 30 - 39	11,176	7,954	71.2%	5,729	51.3%	3,222	28.8%	5,447	48.7%
12 - Aged 18 - 29	12,287	8,134	66.2%	2,681	21.8%	4,153	33.8%	9,606	78.2%
Total	91,795	78,203	85.2%	68,184	74.3%	13,592	14.8%	23,611	25.7%


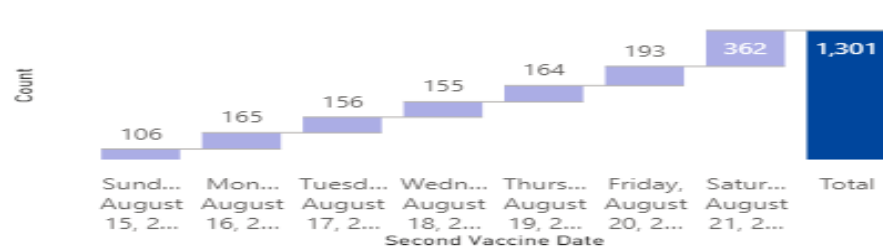
Daily Vaccinations



First Vaccines in the last 7 days



Second Vaccines in the last 7 days




Darlington

Vaccination by Ethnic Group			
Ethnic Group	Population	First	Second
A: White - British	80939	89%	78%
99: Not known	3496	42%	35%
C: White - Any other White background	3246	59%	44%
S: Other ethnic groups - Any other ethnic group	966	61%	46%
H: Asian or Asian British - Indian	897	73%	63%
L: Asian or Asian British - Any other Asian background	433	79%	59%
K: Asian or Asian British - Bangladeshi	345	73%	50%
R: Other ethnic groups - Chinese	264	63%	50%
N: Black or Black British - African	200	75%	59%
G: Mixed - Any other Mixed background	197	68%	50%
B: White - Irish	156	85%	75%
J: Asian or Asian British - Pakistani	142	70%	54%
F: Mixed - White and Asian	141	70%	51%
D: Mixed - White and Black Caribbean	140	63%	41%
E: Mixed - White and Black African	96	77%	61%
P: Black or Black British - Any other Black background	76	67%	47%
M: Black or Black British - Caribbean	62	85%	77%

Outstanding First Vaccinations - Top 20 by Age and Ethnicity			
Age and Ethnicity	Population	% Uptake	Outstanding
18-29 A: White - British	12862	72%	3544
30-39 A: White - British	12119	81%	2312
40-49 A: White - British	12397	89%	1393
50-54 A: White - British	7509	93%	522
30-39 C: White - Any other White background	987	52%	475
55-59 A: White - British	7631	95%	417
18-29 C: White - Any other White background	798	52%	386
60-64 A: White - British	6744	96%	280
40-49 C: White - Any other White background	672	65%	233
65-69 A: White - British	5729	97%	195
70-74 A: White - British	5887	97%	154
30-39 S: Other ethnic groups - Any other ethnic group	312	54%	142
18-29 S: Other ethnic groups - Any other ethnic group	202	48%	106
30-39 H: Asian or Asian British - Indian	251	59%	102
80+ A: White - British	5890	98%	100
40-49 S: Other ethnic groups - Any other ethnic group	250	66%	85
50-54 C: White - Any other White background	237	64%	85
75-79 A: White - British	4171	98%	84
40-49 H: Asian or Asian British - Indian	263	73%	71
55-59 C: White - Any other White background	165	67%	55

Vaccination by Deprivation Decile (1 most deprived)		
Deprivation Decile	First	Second
1	75%	61%
2	80%	66%
3	82%	70%
4	85%	72%
5	86%	76%
6	89%	80%
7	89%	80%
8	91%	83%
9	92%	83%
10	93%	85%



Darlington Key Headlines....

- NHSE have set a target of 90% for first vaccines
- D'ton locality is currently reporting 85.2%, this is above the TVCCG average of 83.2% and the NENC regional average of 84.7%
- Vaccines in Darlington have been delivered from various sites
 - PCN,
 - Vaccination centre,
 - Community Pharmacy
 - With pop up clinics for Darlington Pride
 - Roving unit provided by community pharmacy first clinic 23rd August
- Clinic scheduled for 3rd September at Education Village for high risk 12-15year olds before start of term 6th September
- Walk in clinic provision at Vaccination centre and Community pharmacy
- Darlington PCN have opted in for Phase 3 roll out which commences on 6th September and includes 'evergreen' offer (mop up of outstanding vaccines)
- Flu and Covid jabs will be given at same time where appropriate during phase 3

